



Stage 2 'Learning From Home' - Week 1, Term 2

At Home Learning in Term 2 will include teacher scaffolding and more detailed modelling and instruction through comprehensive lesson plans. This will help make the 'At Home Learning' experience more family friendly. For many lessons, teachers will share explicit teaching videos or notes to help you understand the steps of each lesson. There is then an opportunity to practice these skills/concepts independently. These videos and resources will be uploaded onto Seesaw. The timing that is specified is a guide. Students may require more or less time to complete tasks.



Essential Task

Essential Tasks are important and are required to be completed.



Teacher Video

This symbol means there will be a video or audio file from your teacher to accompany and explain the lesson.




Optional Task

Optional Tasks are not compulsory but are encouraged to be completed if possible.



Student Activity

This symbol means the lesson requires the student to practise the learning or skill from the previous day's lesson OR it is an independent learning task.




Upload work to SeeSaw

This symbol means that your teacher has requested you to upload your work to Seesaw.



Record your Response

These tasks with the  symbol means that your teacher has requested your child to upload their work via an audio or video file or bookwork to Seesaw.

All resources that you will need are available to access on your child's Seesaw account to complete the following lessons:

- ★ **Explicit Teaching** - these lessons will include a lesson plan to follow and a video/audio file with explicit teaching and lesson instructions.
- ★ **Practice previous day's skill/concept** - these lessons will include a lesson plan to follow and are designed to practice the previous day's learning.
- ★ **Revision** - these lessons are designed to consolidate your child's learning for the week.

English

The English session will run for approximately one hour each day. It will include a combination of spelling, grammar, reading, writing, comprehension and speaking and listening tasks and activities. This is an essential component of At Home Learning. You may be required to upload a work sample that will be shared with your teacher. You may be required to upload a work sample for your teacher to view and give you feedback on.

Maths

The maths session will be following the 'Origo - At Home' program. The weekly plan contains activities for each day, along with digitally accessible or downloadable resources, designed for delivery by a caregiver. These resources complement the mathematical concepts and skills your child is learning at their year level. No log-in is required. Lessons will be broken up into five sessions, over the week. As follows:

Monday	Tuesday	Wednesday	Thursday	Friday
		Watch and Talk -Explicit Teaching	Hands on Maths- Explicit Teaching	Problem Solving-

Themed Tasks

Science: Stage 1 - Term 2 Science topic is **Material World - Changes in Materials**

History: Stage 1 - Term 2 History topic is **The Past in the Present**

STEAM: Steam lessons will align with the Science or History topics.












Creative Arts: Art and craft activities will align with the Science or History topics.

Wellbeing: These lessons will include guided meditation, and Friendship lessons which can be accessed in your URSTRONG Family Account.


Time allocation	Monday	Tuesday	Wednesday	Thursday	Friday
-----------------	--------	---------	-----------	----------	--------

ENGLISH











This term we will be reading James and the Giant Peach by Roald Dahl. You will have the option of reading a hard copy text (one has been ordered for you if you advised so last term), you may also read your personal copy, there is also an online and audio version that you can access for free via the E-library platform <https://eplatform.co/au/school/>. There is a video available on Seesaw that will help explain how to access the E-library platform if you need help. Please don't read ahead, as we will be breaking down the chapters and studying concepts in-depth. **This week is for pre-reading activities only, please do not start reading the novel yet.**

			Explicit Teaching	Independent Practise	Explicit Teaching
60 mins	Student Free Day	Student Free Day	  Reading and Comprehension: Reading Strategies Cheat Sheet  Upload to Seesaw	 Reading and Comprehension: Making Predictions  Upload your prediction to Seesaw  Grammar Record 10 Verbs you can find from a novel or non-fiction text of your choice.	  Writing Persuasive writing task  Upload opening paragraph to Seesaw   EXIT SLIP This week: I learned... What I found difficult... Questions I have...

Online Activities - Reading Eggs/Eggspress

 Optional 15 mins	Complete the set tasks over the course of the week
--	--

MATHEMATICS

Origo At Home 'Week 1': Multiplication Yr 3- 10' and 5's Year 4- 4's, 6's , 8's					
60 mins			 Explicit Teaching: Topic 1 > Watch and Talk  	 Explicit Teaching- Origo at Home > Topic 1 > Hands on Maths- 	 Independent Practice - Origo at Home > Topic 1 > Problem Solving
Online Activities - Mathletics					
 Optional 15 mins	Mathletics- Set by classroom teacher				
THEMED TASKS (30 mins)- SeeSaw Training					
			 Taking a photo and recording lesson Using the link, complete the Seesaw training on taking a picture and recording a voice message.	 How to upload your work to Seesaw Using the link complete the Seesaw training on two different ways to upload your work to Seesaw.	 How to create a drawing on Seesaw Using the link, complete the Seesaw training on how to use the drawing tool.