



Early Stage 1 'Learning From Home' - Week 2, Term 2

Learning from home in Term 2 will include teacher scaffolding and more detailed modelling and instruction through comprehensive lesson plans. This will help make the 'At Home Learning' experience more family friendly. For many lessons, teachers will share explicit teaching videos or notes to help you understand the steps of each lesson. There is then an opportunity to practise these skills/concepts independently. These videos and resources will be uploaded onto Seesaw. The timing that is specified is a guide. Students may require more or less time to complete tasks.



Essential Task

Essential Tasks are important and are required to be completed.



Optional Task

Optional Tasks are not compulsory but are encouraged to be completed if possible.



Upload work to SeeSaw

This symbol means that your teacher has requested you to upload a photo of your work to Seesaw or submit a Seesaw activity for feedback



Record your Response

This symbol means that your teacher has requested you to upload your audio/video/or note file



This symbol means there is a video file from your teacher to accompany the lesson.



Student Activity

This symbol means the lesson requires the student to practise the learning or skill from the previous day's lesson.


All resources that you will need are available to access on your child's Seesaw account to complete the following lessons:

- ★ **Explicit Teaching** - these lessons will include a lesson plan to follow and a video/audio file with explicit teaching and lesson instructions.
- ★ **Practise previous day's skill/concept** - these lessons will include a lesson plan to follow and are designed to practise the previous day's learning.
- ★ **Revision** - these lessons are designed to consolidate your child's learning for the week.

Chilli Challenge

The Chilli Challenge is like a menu (imagine a Thai takeaway menu) where students choose their level of challenge for the lessons provided, moving up or down if it is not the appropriate fit. We suggest students start at the 'spicy' level and move up and down depending on their abilities. This gives students ownership over their learning and allows them to use their Challenge Learning Power to work at the right level of challenge for them.

These symbols represent the level of challenge that your child can choose from.



Please note: Not every activity will have the Chilli Challenge option. Students are required to complete these activities as they are.

English

The English session will run for approximately one hour each day. It will include a combination of reading, spelling, writing, comprehension and speaking and listening tasks and activities. This is an essential component of At Home Learning. You may be required to upload a work sample for your teacher to view and give you feedback on.

Please check Seesaw each morning to find the English lesson plans for **Reading** and **Writing** along with the activity posts for that day.

Maths

The maths session this week will contain different activities for each day. There may be a video provided for students to follow interactive instruction and demonstration. Students may be required to complete a worksheet or respond to an activity on Seesaw.

Please check Seesaw each morning to find the **Maths** lesson plan and activity post for that day.

Themed Tasks

Science: Term 2 topic is **Material World**












History: Term 2 topic is **Then and Now**























STEAM: STEAM lessons will align with the Science or History topics.


Creative Arts: This week the Creative Arts activity will be practising how to upload a video on Seesaw.











PD/H/PE and Wellbeing: These lessons will include physical/ health activity suggestions and Friendship lessons which can be accessed in your URSTRONG Family Account.

WEEK 2 KINDERGARTEN WEEKLY PLANNER

Time allocation	Monday	Tuesday	Wednesday	Thursday	Friday
ENGLISH					
	Explicit Teaching	Practise previous day's skill/concept	Explicit Teaching	Practise previous day's skill/concept	Revision
Reading 20-30 mins	  Lesson 3 - Guided Reading (Phonics, Phonemic Awareness, Tricky Words and Decodable levelled reader - 'The Mat' using the link on lesson plan) GO TO Reading Lesson Plan 3 in Seesaw for Monday	 Lesson 4 - Guided Reading  (English worksheets to complete and read decodable levelled reader - 'The Mat' again using the link on lesson plan) GO TO the end of Reading Lesson Plan 3 in Seesaw posted yesterday	  Lesson 5 - Guided Reading (Phonics, Phonemic Awareness and PM online reader). GO TO Reading Lesson Plan 5 in Seesaw   Record yourself reading a page from your PM online reader your teacher will give you feedback on this work	 Lesson 6 - Guided Reading  (English worksheets to complete and read PM levelled reader again using the link on lesson plan) GO TO the end of Reading Lesson Plan 5 in Seesaw posted yesterday	 Quality Literature Week 2 - Lesson 2 (Reading and Writing lessons combined) Story Book: <i>Possum Goes to School</i> by Melanie Carter and Nicola Oram GO TO Quality Literature Lesson Plan 2 in Seesaw

<p>Writing</p> <p>20-30 mins</p>	<p> Lesson 4 - Writing</p> <p>Watch Mrs Wylie’s video posted in Activities in Seesaw and complete the writing task.</p> <p>GO TO Writing Lesson Plan 4 in Seesaw</p> <p> Upload a photo of your work to Seesaw your teacher will give you feedback</p>	<p> Lesson 5 - Writing</p> <p>Watch Mrs Wylie’s video posted in Activities in Seesaw and complete the writing task.</p> <p>GO TO Writing Lesson Plan 5 in Seesaw</p>	<p> Lesson 6 - Writing</p> <p></p> <p>Complete the writing task detailed at the end of yesterday’s Writing lesson plan.</p>	<p> Lesson 7 - Writing</p> <p>Watch Mrs Wylie’s video posted in Activities in Seesaw and complete the writing task.</p> <p>GO TO Writing Lesson Plan 7 in Seesaw</p>	
<p>Online Activities - Reading Eggs</p>					
<p> Optional</p> <p>15 mins</p>	<p>Complete the set tasks over the course of the week - Lesson 9 - using the word ‘a’</p>				
<p>MATHEMATICS</p> <p>Week 2 Topics: <i>Comparing 1-10, Concept of zero, Matching numerals and number names</i></p>					
<p>45-60 mins</p>	<p> Lesson 4</p> <p>Comparing 1-10 represented as numerals</p> <p>GO TO Maths Lesson Plan 4 and Activity post in your Seesaw</p>	<p> Lesson 5</p> <p>The concept of zero</p> <p>Watch Miss Brown’s video in Seesaw</p> <p>GO TO Maths Lesson Plan 5 in Seesaw</p> <p>Complete worksheet provided</p>	<p> Lesson 6</p> <p>The concept of zero</p> <p>Activity is Seesaw to submit  your teacher will give you feedback on this work</p>	<p> Lesson 7</p> <p>Representing 0-10</p> <p>Activity is Seesaw</p> <p>GO TO Maths Lesson Plan 7 in Seesaw</p> <p>Complete cut and paste</p>	<p> Lesson 8</p> <p>Representing 0-10 (Revision)</p> <p>GO TO Maths Lesson Plan 8 in Seesaw</p> <p>Complete worksheet activity</p>

			GO TO the end of Maths Lesson Plan 5	worksheet	
Online Activities - Mathletics					
<div> Optional</div> <div>15 mins</div>	Complete the set tasks over the course of the week - Whole Numbers Counting up to 20				
THEMED TASKS					

<p>30 min</p>	<p> Learning how to use Seesaw - Video Tool</p> <p> Tap the green add button in your class feed view. You will then be taken to Creative Tools.</p> <p> Choose the Video Tool. Record a short video of yourself explaining what you had for lunch today and if you think it was healthy. Why or why not?</p> <p> Tap the green tick button to add to your journal in the yellow folder.</p>	<p> History - Then and Now Lesson 1</p> <p>Use the below links and watch the three videos about different types of families.</p> <ol style="list-style-type: none"> 1. Jonas' family Mum, Dad and siblings 2. Molly's family Mum, Step-dad and Dad 3. Emily's family Sisters, Mum, Dad and Grandparents <p>Who is in your family? Who do you live with? Draw a picture of your family and see if you can label each person by writing their name underneath.</p>	<p> Science</p> <p>Material World</p> <p>Thinking about different materials.</p> <p>Draw what would happen if:</p> <ol style="list-style-type: none"> 1. The chairs in your home were made from cardboard 2. The table in your home was made from wool 3. Your pyjamas were made from bottle tops <p>Upload your picture to Seesaw if you like!</p>	<p> STEAM</p> <p>Art and Design Challenge</p> <p>Create a collage</p> <p>Wander around your house (inside and outside) and search for small materials that are;</p> <p>soft hard</p> <p>rough smooth bumpy</p> <p>shiny fuzzy</p> <p>Collect them all and make a collage artwork showing all of the different materials you have found. Think like an artist!</p> <p><i>This is an example of a collage!</i></p> 	<p> PD/H/PE</p> <p>Counting to 20</p> <p>While getting some fresh air outside, design a simple exercise routine where you do actions as you count 20. For example:</p> <ul style="list-style-type: none"> - 20 jumps - 20 side steps - 20 hops on the spot <p>Ask a family member to try it with you.</p> <p> Wellbeing</p> <p>Draw a picture of a friend you miss seeing.</p> <p>Schedule a time to connect with the friend that you miss.</p>
----------------------	--	---	--	--	---