



Stage 1 'Learning From Home' - Week 2, Term 2

'Learning from Home' in Term 2 will include teacher scaffolding and more detailed modelling and instruction through comprehensive lesson plans. This will help make the 'At Home Learning' experience more family friendly. For many lessons, teachers will share explicit teaching videos or notes to help you understand the steps of each lesson. There is then an opportunity to practice these skills/concepts independently. These videos and resources will be uploaded onto Seesaw. The timing that is specified is a guide. Students may require more or less time to complete tasks.



Essential Task

Essential Tasks are important and are required to be completed.



Teacher Video

This symbol means there will be a video or audio file from your teacher to accompany and explain the lesson.



Optional Task

Optional Tasks are not compulsory but are encouraged to be completed if possible.



Student Activity

This symbol means the lesson requires the student to practise the learning or skill from the previous day's lesson OR it is an independent learning task.




Upload work to SeeSaw

This symbol means that your teacher has requested you to upload your work to Seesaw























Record your Response

These symbols with the  means that your teacher has requested your child to upload their work via audio or video file or bookwork to Seesaw.

All resources that you will need are available to access on your child's Seesaw account to complete the following lessons:

- ★ **Explicit Teaching** - these lessons will include a lesson plan to follow and a video/audio file with explicit teaching and lesson instructions.
- ★ **Practice previous day's skill/concept** - these lessons will include a lesson plan to follow and are designed to practice the previous day's learning.
- ★ **Revision** - these lessons are designed to consolidate your child's learning for the week.






























Time allocation	Monday	Tuesday	Wednesday	Thursday	Friday
ENGLISH					
Even Week	Explicit Teaching	Practice previous day's skill/concept	Explicit Teaching	Practice previous day's skill/concept	Revision
30 mins	 Initial Lit 1 / 2  Teacher Instruction Video	 Initial Lit 1 / 2  Practise Lesson	 Storybook Lesson 2	 Writing Text Type Informative writing and Insects Lesson 1.	 Storybook Lesson 3
30 mins	 Recount  Teacher instruction video  Upload a picture of your workbook to Seesaw.	 Storybook Intro Lesson 1  Teacher Instruction Video	 Guided Reading Lesson 2- Fluency continued  Teacher instruction video  Upload an audio file of yourself reading fluently to Seesaw.	 Teacher instruction video  Upload your work to Seesaw	 EXIT SLIP Speaking and Listening This week: <ul style="list-style-type: none"> • I learned... • What I found difficult.... • Questions I have...
Online Activities - Reading Eggs/Eggspress					
 Optional 15 mins	Reading Eggs/Eggspress Complete the set tasks over the course of the week.				
 Essential 15 mins	Home readers Read a selection of books from https://app.pmecollection.com.au/login				

MATHEMATICS

Origo At Home 'Topic 4'

Year 1: Measurement - Measuring with Informal Units

Year 2: Addition within 100

Year 1	 Read and Discuss	 Hand-on Maths	 Problem Solving  Teacher Instruction Video  Upload a picture of student bookwork.	 Game Day	 Practice  This lesson is independent.
Year 2	 Read and Discuss	 Hand-on Maths	 Problem Solving  Teacher Instruction Video  Upload a picture of student bookwork.	 Game Day	 Practice  This lesson is independent.
Online Activities - Mathletics					
 Optional 15 mins	Mathletics Complete the set tasks over the course of the week.				
THEMED TASKS (30 mins) 					
 PE/Fitness Get your heart rate up!  Complete an online FitFutures session	 Creative Arts  Top secret teacher video. For students' and dad's eyes only!	 Science <i>Let's Investigate! We are looking at the properties of different materials and the purpose of each.</i>  Teacher Instruction Video	 STEAM Art and Design Challenge <i>Create a collage</i>  Teacher Instruction Video	 History Back In Time For Dinner! We are exploring home life between the 1950s until 2020.  Teacher Instruction Video	 Wellbeing My Friends - p. 48 in My Wellbeing Journal <i>Schedule a time to connect with a friend that you miss.</i>