



Stage 2 'Learning From Home' - Week 3, Term 2

At Home Learning in Term 2 will include teacher scaffolding and more detailed modelling and instruction through comprehensive lesson plans. This will help make the 'At Home Learning' experience more family friendly. For many lessons, teachers will share explicit teaching videos or notes to help you understand the steps of each lesson. There is then an opportunity to practice these skills/concepts independently. These videos and resources will be uploaded onto Seesaw. The timing that is specified is a guide. Students may require more or less time to complete tasks.



Essential Task

Essential Tasks are important and are required to be completed.



This symbol means there is a video file from your teacher to accompany the lesson.



Optional Task

Optional Tasks are not compulsory but are encouraged to be completed if possible.



This symbol means the lesson requires the student to practise the learning or skill from the previous day's lesson OR it is an independent learning task



Upload work to SeeSaw

This symbol means that your teacher has requested you to upload your work to Seesaw
























Record your Response

This symbol means that your teacher has requested you to upload your audio/video/notes file to Seesaw

All resources that you will need are available to access on your child's Seesaw account to complete the following lessons:

- ★ **Explicit Teaching** - these lessons will include a lesson plan to follow and a video/audio file with explicit teaching and lesson instructions.
- ★ **Practice previous day's skill/concept** - these lessons will include a lesson plan to follow and are designed to practice the previous day's learning.
- ★ **Revision** - these lessons are designed to consolidate your child's learning for the week.

Time allocation	Monday	Tuesday	Wednesday	Thursday	Friday
ENGLISH					
Read Chapters 3-4 in <i>James and the Giant Peach</i> . You may choose to do this in one session, or spread your reading over the course of the week.					
	Explicit Teaching	Independent Practice	Explicit Teaching	Independent Practice	Revision
60 mins	<div> Reading and Comprehension: Visualising</div> <div></div> <div><div>1) Watch ‘English - Visualisation lesson’ video on Seesaw.</div><div>2) Follow the steps in ‘Week 3 English Reading Comprehension lesson’ lesson plan</div></div>	<div> Reading and Comprehension:</div> <div><div>1) Read chapters 3 & 4 of James and the Giant Peach.</div><div>2) Complete the follow-on activity (at the bottom of) Monday’s lesson plan</div></div>	<div> Writing and Punctuation</div> <div><div>1) Watch ‘Week 3 English Writing lesson’ video on Seesaw</div><div>2) Follow the steps in ‘Week 3 Writing’ lesson plan</div></div>	<div> Writing and Punctuation</div> <div>Complete the follow-on activity (at the bottom) of Wednesday’s lesson plan</div> <div></div>	<div> Spelling</div> <div>Complete the Week 3 Spelling Lesson.</div> <div> EXIT SLIP</div>
Online Activities - Reading Eggs/Eggspress					
<div> Optional</div> <div>15 mins</div>	Complete the set tasks over the course of the week				
MATHEMATICS					
Origo At Home ‘Week 3’: Year 3- Telling and reading the time in 5 minute intervals Year 4- Relating Multiplication and Division					
60 mins	<div> Watch and Talk</div> <div> Watch Mr Butler’s video</div>	<div> Hands on Maths</div> <div> Watch Mr</div>	<div> Problem Solving</div>	<div> Game Day</div>	<div> Practice</div>

		Butler's video and upload your work to Seesaw			
Online Activities - Mathletics					
<div>★ Optional</div> <div>15 mins</div>	Mathletics- complete the set tasks for this week				
THEMED TASKS (30 mins)					
<div>★ Optional</div> <div>30 mins</div>	<div><div></div><div>Creative Arts</div></div> <div>Whole school art project - activity posted on Seesaw. Bring your completed work into school on the day that you are at school this week.</div>	<div><div>★ Science</div></div> <div>Take the list of materials that you made from searching around your house (or at school). Select 3 of the materials you found and design (on a piece of paper with a labelled drawing) a new feature or object for your home using these materials that will help you with your learning.</div>	<div><div>★ PE Fun</div></div> <div>See Mr Butlers Seesaw Lesson Plan with links to videos on catching and throwing plus other fun tasks!</div>	<div><div>★ History</div></div> <div>Interview a family member who is older than you and compare their time at school and what they did to what you have had to do this year. Record the similarities and differences.</div>	<div><div>★ Wellbeing</div></div> <div>Stage 2 What makes you unique? Complete My Identity - p. 8 in My Well Being Journal If time, create a vision board on P.5</div>