



## Stage 3 'Learning From Home' - Week 3, Term 2

At Home Learning in Term 2 will include teacher scaffolding and more detailed modelling and instruction through comprehensive lesson plans. This will help make the 'At Home Learning' experience more family friendly. For many lessons, teachers will share explicit teaching videos or notes to help you understand the steps of each lesson. There is then an opportunity to practice these skills/concepts independently. These videos and resources will be uploaded onto Seesaw. The timing that is specified is a guide. Students may require more or less time to complete tasks.



### Essential Task

Essential Tasks are important and are required to be completed.



This lesson is an explicit teaching lesson. There will be a video file from your teacher to accompany the lesson.




### Optional Task

Optional Tasks are not compulsory but are encouraged to be completed if possible.



This lesson requires the student to practise the learning or skill from the previous day's lesson.




### Upload work to SeeSaw

This symbol means that your teacher has requested you to upload your work to Seesaw




























### Record your Response

This symbol with the  means that your teacher has requested you to upload your audio/video/bookwork to Seesaw

**All resources that you will need are available to access on your child's Seesaw account to complete the following lessons:**

- ★ **Explicit Teaching** - these lessons will include a lesson plan to follow and a video/audio file with explicit teaching and lesson instructions.
- ★ **Practice previous day's skill/concept** - these lessons will include a lesson plan to follow and are designed to practice the previous day's learning.
- ★ **Revision** - these lessons are designed to consolidate your child's learning for the week.

Time allocation	Monday	Tuesday	Wednesday	Thursday	Friday
ENGLISH					
	Practice previous day's skill/concept	Explicit Teaching	Explicit Teaching	Practice previous day's skill/concept	Revision
30 mins	<div></div> <div>Class Novel</div> <div>Summarising Task</div> <div>Click on the following link to read an article on <a href="#">‘The Witches’</a></div> <div>Posted on Seesaw</div>	<div></div> <div>Persuasive Writing</div> <div>High Modality</div> <div>Posted on Seesaw</div>	<div></div> <div>Class Novel</div> <div>Comprehension Questions</div> <div>Posted on Seesaw</div>	<div></div> <div>Persuasive Writing</div> <div>Introduction/ High Modality Task</div> <div>Posted on Seesaw</div>	<div></div> <div>Create a Reader's Theatre script for Chapter 4 or 5 of ‘The Witches’</div> <div><a href="#">Reader's Theatre Template</a></div>
30 mins		<div></div> <div>Grammar Task</div> <div>Clauses</div> <div>Posted on Seesaw</div>	<div></div> <div>Spelling Task</div> <div>Posted on Seesaw</div>	<div></div> <div>Punctuation Task</div> <div>Question Marks</div> <div>Posted on Seesaw</div>	<div></div> <div>Play a game of <a href="#">Spooky Verbs &amp; Adverbs</a></div>
Online Activities - Reading Eggs/Eggspress					
<div> Optional</div> <div>15 mins</div>	Complete the set tasks over the course of the week				
MATHEMATICS					
<a href="#">Origo At Home</a> ‘Topic 3’: Subtracting decimal fractions					
60 mins	<div></div> <div>Watch and Talk</div>	<div></div> <div>Hands-on Maths</div>	<div></div> <div>Problem Solving</div>	<div></div> <div>Game Day</div> <div>★ Play the game</div>	<div></div> <div>Practice</div> <div>★ Practice the skills you have</div>

	★ Video: <a href="#">ORIGO ONE</a>	★ Compare pantry food items nutritional information	★ Complete the number pyramids	first to zero	learnt this week
Online Activities - Mathletics					
★ Optional  15 mins	Complete the set tasks over the course of the week				
THEMED TASKS (30 mins)					
	 <b>Creative Arts</b>  <b>Whole school art project</b> - activity posted on Seesaw. Bring your completed work into school on the day that you are at school this week.	 <b>Science</b>  Complete the Week 3 Science task on See-Saw focusing on:  Experimenting with Non-Newtonian Fluids	 <b>STEAM</b>  Oobleck experiment	 <b>History</b>  Complete the History task on See-Saw focusing on; Key figures and events that led to Australia's Federation.	 <b>Wellbeing</b>  What makes you unique? Complete My Identity - p. 8 in My Wellbeing Journal  If time, create a vision board on P.7