



Early Stage 1 'Learning From Home' - Week 4, Term 2

Learning from home in Term 2 will include teacher scaffolding and more detailed modelling and instruction through comprehensive lesson plans. This will help make the 'At Home Learning' experience more family friendly. For many lessons, teachers will share explicit teaching videos or notes to help you understand the steps of each lesson. There is then an opportunity to practise these skills/concepts independently. These videos and resources will be uploaded onto Seesaw. The timing that is specified is a guide. You may require more or less time to complete tasks.



Essential Task

Essential Tasks are important and are required to be completed.



Optional Task

Optional Tasks are not compulsory but are encouraged to be completed if possible.



Upload work to SeeSaw

This symbol means that your teacher has requested you to upload a photo of your work to Seesaw or submit a Seesaw activity for feedback



Record your Response

This symbol means that your teacher has requested you to upload your audio/video/bookwork



Video File

This symbol means there is a video file from your teacher to accompany the lesson.



Student Activity

This symbol means the lesson requires the student to practise the learning or skill from the previous day's lesson.


All resources that you will need are available to access on your child's Seesaw account to complete the following lessons:

- ★ **Explicit Teaching** - these lessons will include a lesson plan to follow and a video/audio file with explicit teaching and lesson instructions.
- ★ **Practise previous day's skill/concept** - these lessons will include a lesson plan to follow and are designed to practise the previous day's learning.
- ★ **Revision** - these lessons are designed to consolidate your child's learning for the week.

Chilli Challenge

The Chilli Challenge is like a menu (imagine a Thai takeaway menu) where students choose their level of challenge for the lessons provided, moving up or down if it is not the appropriate fit. We suggest students start at the 'spicy' level and move up and down depending on their abilities. This gives students ownership over their learning and allows them to use their Challenge Learning Power to work at the right level of challenge for them.

These symbols represent the level of challenge that your child can choose from.



Please note: Not every activity will have the Chilli Challenge option. Students are required to complete these activities as they are.

English

The English session will run for approximately one hour each day. It will include a combination of reading, spelling, writing, comprehension and speaking and listening tasks and activities. This is an essential component of At Home Learning. You may be required to upload a work sample for your teacher to view and give you feedback on.

Please check Seesaw each morning to find the English lesson plans for **Reading** and **Writing** along with the activity posts for that day.

Please note sometimes lesson plans cover activities for two days in a row.

Maths

The maths session this week will contain different activities for each day. There may be a video provided for students to follow interactive instruction and demonstration. Students may be required to complete a worksheet or respond to an activity on Seesaw.

Please check Seesaw each morning to find the **Maths** lesson plan and activity post for that day. **Please note: sometimes lesson plans cover activities for two days in a row.**

Themed Tasks














Science: Term 2 topic is **Material World**























History: Term 2 topic is **Then and Now**







Creative Arts: Creative Arts activities will connect to the quality literature focus, Science or History topic.

PD/H/PE and Wellbeing: These lessons will include physical/ health activity suggestions and Friendship lessons which can be accessed in your URSTRONG Family Account.

WEEK 4 KINDERGARTEN WEEKLY PLANNER

Time allocation	Monday	Tuesday	Wednesday	Thursday	Friday
<u>ENGLISH</u>					
	Explicit Teaching	Practise previous day's skill/concept	Explicit Teaching	Practise previous day's skill/concept	Revision
Reading 20-30 mins	  Lesson 11 - Guided Reading Teacher instruction video GO TO Reading Lesson Plan 11 in Seesaw for Monday	  Lesson 12 - Guided Reading (English worksheets to complete and read decodable levelled reader - 'Pop it! Rip it!' again using the link on yesterday's lesson plan)	  Lesson 13 - Guided Reading Teacher instruction video GO TO Reading Lesson Plan 13 in Seesaw    Record yourself reading the captions and sentences on the Student Template in Seesaw Activity your teacher will give you feedback on this work	  Lesson 14 - Guided Reading (English worksheets to complete and read PM levelled reader - again using the link on yesterday's lesson plan)	  Quality Literature Week 4 - Lesson 4 Teacher reading storybook video (Reading and Writing lessons combined) Story Book: <i>Farmer John's Tractor</i> by Sally Sutton GO TO Quality Literature Lesson Plan 4 in Seesaw

Writing 20-30 mins	  Lesson 12 - Writing Teacher instruction video GO TO Writing Lesson Plan 12 in Seesaw   Upload a photo of your work to Seesaw your teacher will give you feedback	  Lesson 13 - Writing Teacher instruction video GO TO Writing Lesson Plan 13 in Seesaw	  Lesson 14 - Writing GO TO the end of Writing Lesson Plan 13 in Seesaw	  Lesson 15 - Writing Teacher instruction video GO TO Writing Lesson Plan 15 in Seesaw	
Online Activities - Reading Eggs					
 Optional 15 mins	<i>Complete the set tasks over the course of the week - Lesson 11 - the letter ‘n’</i>				
MATHEMATICS Week 2 Topics: <i>Introducing the concept of addition</i>					
45-60 mins	  Lesson 14 <i>Introducing the concept of addition</i> Teacher instruction video GO TO Maths Lesson Plan 14 and Activity post in your Seesaw	  Lesson 15 <i>Introducing the concept of addition</i> GO TO the end of Maths Lesson Plan 14 in Seesaw	  Lesson 16 <i>Adding 2 groups</i> Teacher instruction video GO TO Lesson Plan 16	  Lesson 17 <i>Adding 2 groups</i> GO TO the end of Maths Lesson Plan 16 in Seesaw Activity in Seesaw to submit   your teacher will give you feedback on this work	 Lesson 18 <i>Adding 2 groups</i> GO TO Maths Lesson Plan 13 in Seesaw
Online Activities - Mathletics					

<div></div> <div>Optional</div> <div>15 mins</div>	Complete the set tasks over the course of the week - ‘Adding to make 5 and 10’				
THEMED TASKS					
30 min	<div></div> <div>Creative Arts</div> <div>Make a textured hat for someone who lives in your house!</div> <div>Use found materials around your home such as paper, foil, glad wrap, toilet rolls, wool or recyclable packaging.</div> <div>Upload a photo of someone wearing your hat if you like!</div>	<div></div> <div>History</div> <div>Communication</div> <div>What is communication?</div> <div>What are all the ways we communicate with our friends and family members who don’t live with us?</div> <div>Do you know how communication was different in the olden days?</div> <div>Have you ever posted a letter or card to someone by mail? That used to be one of the only ways to communicate with people.</div> <div>Watch the clip using the link below to find out how Australia Post works.</div> <div>Snail Mail</div>	<div></div> <div>Wellbeing</div> <div>What things are you good at doing? Riding a bike? Write your name?</div> <div>Draw yourself doing something you are good at.</div>	<div></div> <div>Science</div> <div>Material World</div> <div>See Activity in Seesaw</div> <div>Use ClickView link and watch the clip on materials.</div> <div>Materials and their properties</div>	<div></div> <div>PD/H/PE</div> <div>Get moving!</div> <div>Complete an online cardio dance warm up from</div> <div>Fit Futures</div>