



























Stage 2 'Learning From Home' - Week 4, Term 2

Time allocation	Monday	Tuesday	Wednesday	Thursday	Friday
ENGLISH					
Read Chapters 5-10 in <i>James and the Giant Peach</i>. You may choose to do this in one session, or spread your reading over the course of the week.					
	Explicit Teaching	Independent Practice	Explicit Teaching	Independent Practice	Revision
60 mins	 <p>Writing and Punctuation</p> <p>Read your introductory paragraph, your second paragraph and your third paragraph.</p> <p>Follow the instructions in the lesson plan.</p> <p>Watch the 'Argument Examples' video.</p>	 <p>Writing and Punctuation</p> <p>Write your fourth paragraph, which is about your third argument.</p> <p>Include an example in your paragraph.</p> <p>Use high modality vocabulary.</p> <p>Take a photo of your paragraph and post on Seesaw.</p>	 <p>Reading and Comprehension: Making Predictions</p> <p>Watch Mr Shepherd's video on Seesaw and follow along with the lesson plan and instructions on the video.</p> <p>You will be making predictions based on what you think will happen next in 'James and the Giant Peach'.</p>	 <p>Reading and Comprehension:</p> <p>Read chapters 5-10 of James and the Giant Peach.</p> <p>Answers the questions in the lesson plan.</p> 	 <p>Spelling</p> <p><i>Complete the Week 4 Spelling Lesson.</i></p>  <p> EXIT SLIP</p> <p>This week: I learned... What I found difficult.... Questions I have...</p>

Online Activities - Reading Eggs/Eggspress					
<div><div></div><div>Optional</div></div> <div>15 mins</div>	Complete the set tasks over the course of the week				
<div>MATHEMATICS</div> <div><u>Origo At Home</u> 'Week 3': Year 3- Telling and reading the time in 5 minute intervals Year 4- Relating Multiplication and Division</div>					
60 mins	<div><div></div><div>Watch and Talk</div></div> <div> Watch Mr Butler's video</div>	<div><div></div><div>Hands on</div></div> <div><div>Maths-</div></div> <div>Watch Mr Butler's video and upload your work to Seesaw</div>	<div><div></div><div>Problem Solving</div></div>	<div><div></div><div>Game Day</div></div>	<div><div></div><div>Practice</div></div>
Online Activities - Mathletics					
<div><div></div><div>Optional</div></div> <div>15 mins</div>	Mathletics- Set by classroom teacher				
THEMED TASKS (30 mins)- SeeSaw Training					
<div><div></div><div>Optional</div></div> <div>30 mins</div>	<div><div></div><div>Creative Arts</div></div> <div>Choose your favourite food and create a poster advertising it. Make sure the poster is convincing those who look at it to want the food you choose. Here are some online examples. Burgers</div>	<div><div></div><div>Science</div></div> <div>What things around you are made from plastic? What do you know about the interesting characteristics (properties) of plastics? Watch the video at the following website Recycling Household Items as the 'hippies' poke a pencil through the plastic bag of water. Explain what happens</div>	<div><div></div><div>PE Fun</div></div> <div>See Mr Butlers Seesaw Lesson Plan with links to videos on catching and throwing plus other fun tasks!</div>	<div><div></div><div>History</div></div> <div>Paddington Public School was established in 1856. An Iron School House for Paddington School was ordered from England and erected on the current school site. Draw or paint a picture of the Iron School House and the surrounding school area as they may have looked in 1856 (refer to</div>	<div><div></div><div>Wellbeing</div></div> <div>We all have things we are good at, these are called our strengths. Complete Using My Strengths - p. 10 in your Wellbeing Journal If time, complete Positive Affirmations on P.9</div>

	Pizza Fruits Pasta	<p>(think about the properties of plastics). What does Jon Dee from Planet Ark say is the problem with plastic? What solution does he give? When deciding if a plastic item is recyclable what do you need to look for? Draw a table listing things that can and can't be recycled. Include the items shown in the clip as well as adding some of your own.</p>		<p>the Paddington Public School Celebrating 150 years book or research online).</p>	
--	--	---	--	---	--